

Scaled data based on original data using
LM-79-08 Approved Method: Electrical and Photometric Measurements of Solid-
State Lighting Products

Test Report Prepared for
Cooper Lighting Solutions
(formerly Eaton)

Brand: McGRAW-EDISON

Report Number: P386109

Luminaire Tested: **GWC-SA1D-727-U-SL4**

Issue Date: 3/3/2020

Test Information

Test Method: LM-79-08
Report Number: P386109
TEST IS SCALED FROM IESNA LM-79-08 TEST DATA (G2-1903-205-24)
Test Lab: INNOVATION CENTER
Issue Date: 3/3/2020
Manufacturer: COOPER LIGHTING SOLUTIONS (FORMERLY EATON)
Product Line: MCGRAW-EDISON
Catalog Number: GWC-SA1D-727-U-SL4
Description: GALLEON WALL LUMINAIRE
(1) 70 CRI, 2700K, 1200mA LIGHTSQUARE WITH 16 LEDS AND TYPE IV SPILL
LIGHT ELIMINATOR OPTICS
Light Source: -
Ballast/Driver: ELECTRONIC DRIVER

Summary

Lumens per Lamp: N/A
Luminaire Lumens: 6584 lumens
Efficiency: N/A
Efficacy: 98.3 lumens/watt
Luminous Opening: Rectangular (W 0.5' x L: 0.5' x H: 0')
IES Classification: Type IV - Short
BUG Rating: B1 - U0 - G3

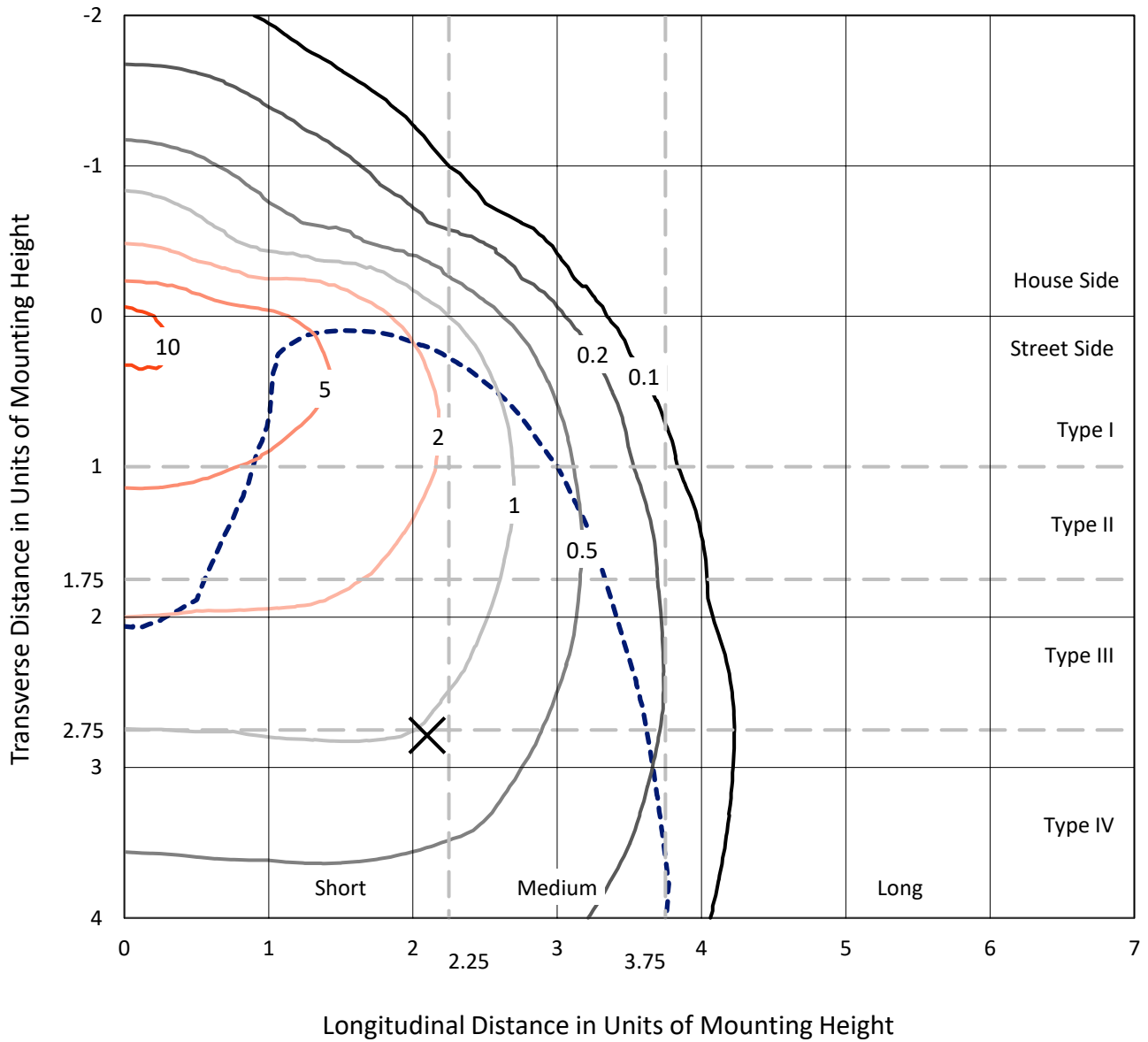
Input Watts (W): 67
Input Voltage (V): NR
Input Current (A_{in}): NR
Voltage Rise (V): NR
Power Factor: NR
Total Harmonic Distortion (THDi): NR
Frequency (hertz): 60
Stabilization Time: NR
Operation Time: NR
Ambient Temperature (°C): NR
Test Distance: 24 FT



REPORT NUMBER: P386109
 CATALOG NUMBER: GWC-SA1D-727-U-SL4

Iso-Footcandle Lines of Horizontal Illumination

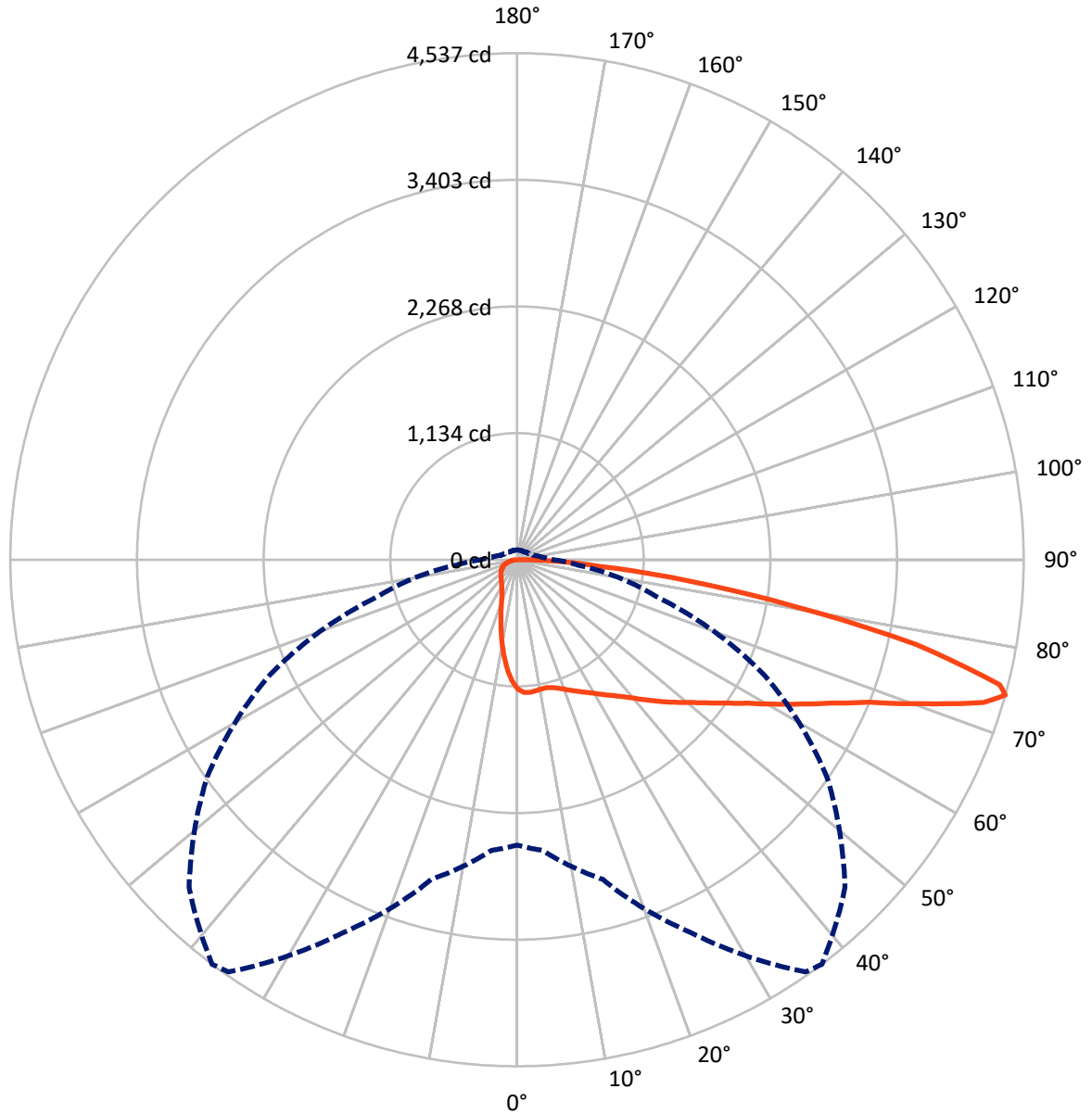
✕ Max cd
 - - - 1/2 Max cd



Based on 10 foot mounting height. Maximum calculated value = 11.8 fc
 Type IV - Short - N/A

REPORT NUMBER: P386109
CATALOG NUMBER: GWC-SA1D-727-U-SL4

Luminous Intensity Polar Plot



— Vertical Plane Through 37-Deg Lateral - - - Horizontal Cone Through 74-Deg Vertical



REPORT NUMBER: P386109

CATALOG NUMBER: GWC-SA1D-727-U-SL4

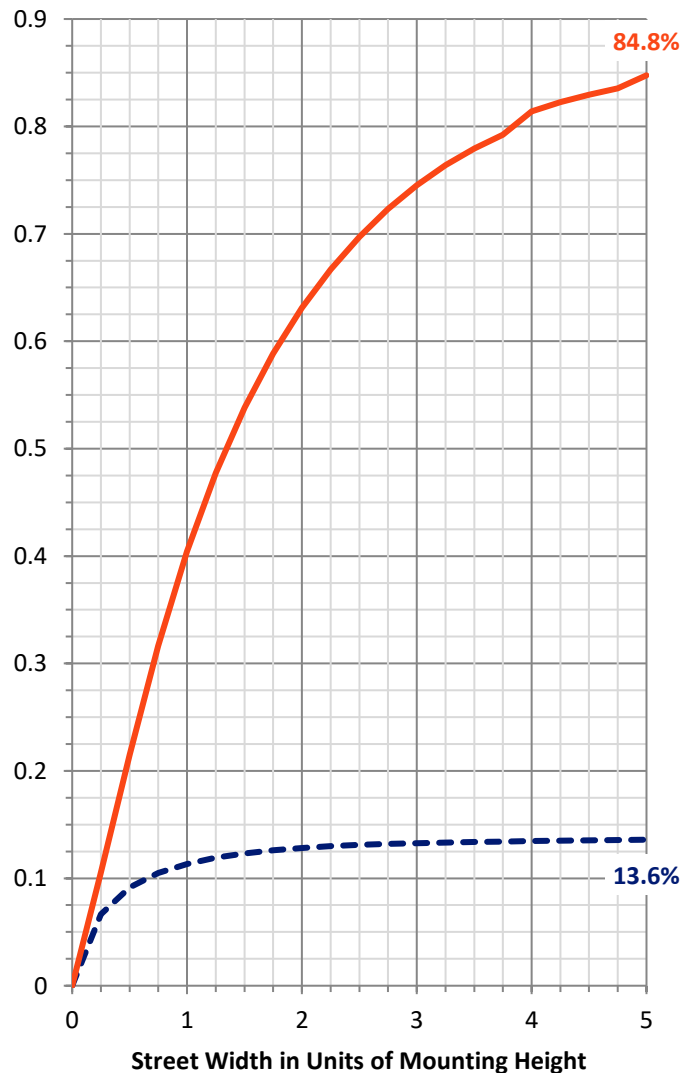
FLUX DISTRIBUTION:

		Downward	Upward	Total
House Side	Lumens	905.9	0.0	905.9
	% Fixture	13.8	0.0	13.8
Street Side	Lumens	5678.1	0.0	5678.1
	% Fixture	86.2	0.0	86.2
Total	Lumens	6584.0	0.0	6584.0
	% Fixture	100.0	0.0	100.0

ZONAL LUMENS:

Zone	Lumens	% Fixture
0°-10°	102.2	1.6
10°-20°	261.9	4.0
20°-30°	403.5	6.1
30°-40°	586.7	8.9
40°-50°	863.5	13.1
50°-60°	1212.7	18.4
60°-70°	1534.9	23.3
70°-80°	1351.5	20.5
80°-90°	267.2	4.1
90°-100°	0.0	0.0
100°-110°	0.0	0.0
110°-120°	0.0	0.0
120°-130°	0.0	0.0
130°-140°	0.0	0.0
140°-150°	0.0	0.0
150°-160°	0.0	0.0
160°-170°	0.0	0.0
170°-180°	0.0	0.0
0°-90°	6584.0	100.0
0°-180°	6584.0	100.0

Coefficient of Utilization



REPORT NUMBER: P386109

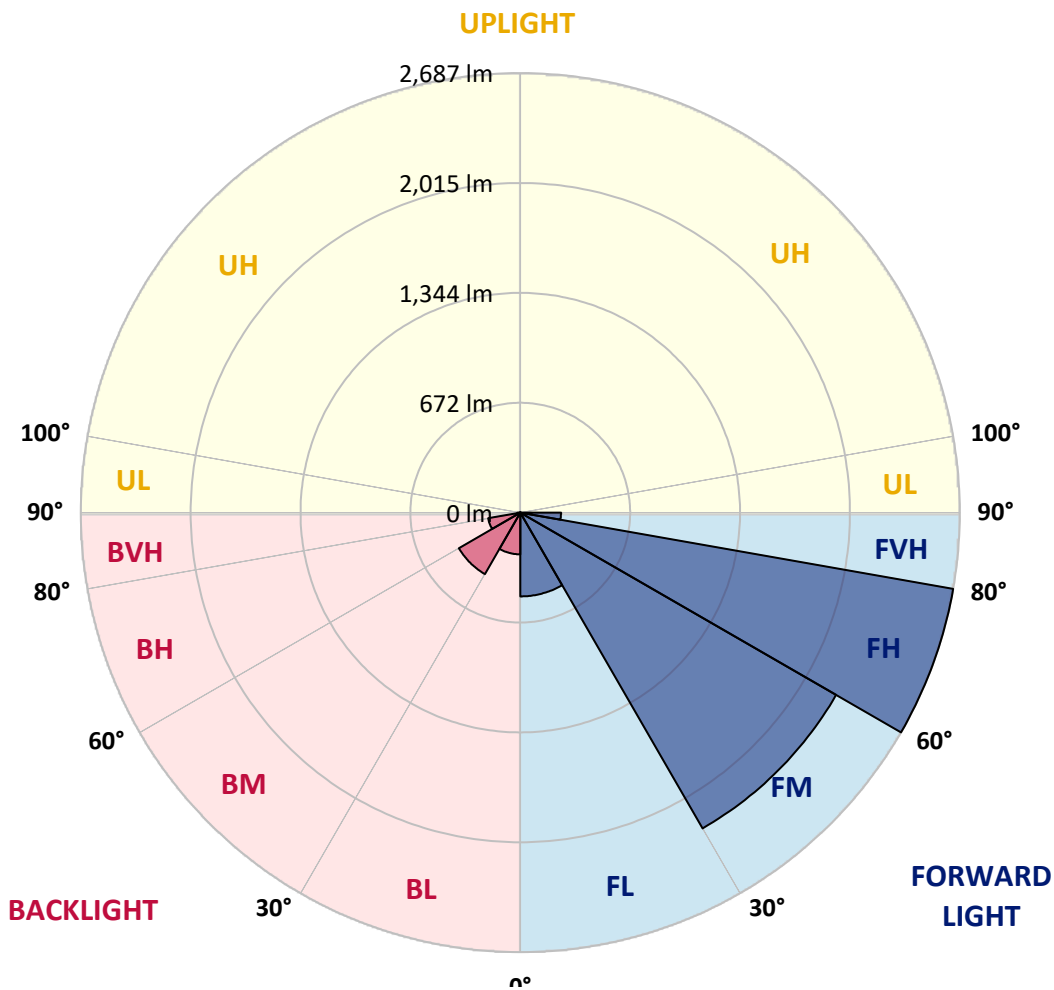
CATALOG NUMBER: GWC-SA1D-727-U-SL4

LUMINAIRE CLASSIFICATION SYSTEM LUMEN TABLE AND BUG RATING:

Zone	Lumens	% Fixture	Zone Rating/Lumen Limit		
			B	U	G
FL (0°-30°)	512.3	7.8			
FM (30°-60°)	2229.4	33.9			
FH (60°-80°)	2687.3	40.8			G2/5000
FVH (80°-90°)	249.1	3.8			G3/500
BL (0°-30°)	255.2	3.9	B1/500		
BM (30°-60°)	433.5	6.6	B1/1000		
BH (60°-80°)	199.1	3.0	B1/500		G1/500
BVH (80°-90°)	18.1	0.3			G1/100
UL (90°-100°)	0.0	0.0		U0/0	
UH (100°-180°)	0.0	0.0		U0/0	

BUG Rating: B1-U0-G3

Type IV Short





REPORT NUMBER: P386109
 CATALOG NUMBER: GWC-SA1D-727-U-SL4

CANDELA DISTRIBUTION (FULL):

	0°	5°	15°	25°	35°	37°	45°	55°	65°	75°	85°
0°	1160.1	1160.1	1160.1	1160.1	1160.1	1160.1	1160.1	1160.1	1160.1	1160.1	1160.1
2.5°	1199.7	1200.0	1199.7	1197.9	1193.5	1189.8	1186.7	1182.3	1172.6	1165.2	1154.0
5°	1211.1	1209.7	1208.8	1205.3	1198.3	1194.2	1188.4	1180.0	1164.0	1149.2	1131.1
7.5°	1205.8	1204.1	1202.1	1197.9	1190.0	1186.5	1178.4	1167.5	1148.2	1128.8	1102.8
10°	1189.3	1188.8	1187.9	1187.0	1180.3	1177.5	1170.0	1158.5	1139.4	1115.8	1085.4
12.5°	1171.0	1172.1	1175.8	1180.7	1177.7	1176.3	1171.7	1163.8	1144.3	1118.8	1082.1
15°	1159.4	1162.6	1172.6	1185.4	1187.9	1187.4	1186.3	1181.2	1160.5	1132.2	1089.6
17.5°	1155.4	1160.8	1179.8	1200.9	1208.3	1209.9	1210.4	1201.6	1178.6	1148.7	1097.2
20°	1162.6	1169.4	1197.2	1226.2	1238.0	1238.9	1236.8	1221.5	1195.8	1162.9	1101.4
22.5°	1184.4	1190.5	1225.2	1257.9	1271.4	1272.8	1266.5	1243.3	1213.9	1179.6	1107.2
25°	1226.4	1233.8	1268.6	1301.3	1308.3	1308.5	1299.5	1270.7	1237.5	1203.0	1119.7
27.5°	1281.1	1288.6	1319.9	1351.9	1348.2	1346.1	1333.8	1305.0	1268.4	1235.2	1142.0
30°	1342.1	1350.3	1379.9	1402.7	1393.9	1389.7	1379.7	1342.6	1311.3	1279.3	1176.1
32.5°	1405.2	1412.6	1438.6	1454.2	1443.0	1441.2	1426.1	1392.2	1367.2	1346.5	1231.3
35°	1469.9	1475.3	1500.8	1509.6	1494.7	1494.3	1490.1	1459.0	1443.3	1453.0	1311.5
37.5°	1536.0	1537.4	1559.2	1559.7	1555.3	1557.1	1561.5	1542.1	1546.5	1576.8	1415.9
40°	1594.9	1598.6	1614.4	1619.3	1626.9	1633.4	1655.5	1642.7	1676.8	1730.6	1545.8
42.5°	1638.5	1645.7	1671.0	1683.5	1708.3	1718.5	1749.6	1761.4	1830.1	1910.8	1700.2
45°	1675.4	1686.5	1727.1	1752.9	1794.8	1812.7	1857.2	1896.9	2003.3	2106.3	1862.8
47.5°	1715.3	1729.4	1780.2	1829.4	1886.5	1906.6	1987.6	2046.9	2188.2	2303.0	2016.1
50°	1774.0	1784.9	1834.5	1911.7	1982.9	2008.9	2120.9	2206.0	2376.0	2490.4	2149.0
52.5°	1855.8	1851.7	1893.6	2002.0	2097.5	2129.5	2263.3	2375.3	2566.5	2659.9	2261.2
55°	1938.2	1931.2	1960.7	2096.3	2231.1	2264.7	2420.1	2545.3	2747.6	2812.5	2347.3
57.5°	2029.8	2016.6	2041.4	2202.8	2383.2	2423.4	2595.7	2726.0	2925.7	2935.9	2402.0
60°	2124.2	2106.3	2134.1	2334.8	2576.4	2623.7	2801.2	2902.3	3093.6	3034.7	2419.6
62.5°	2206.7	2194.2	2237.1	2482.0	2794.2	2846.2	3002.9	3089.7	3259.2	3075.8	2356.1
65°	2278.9	2281.0	2355.2	2647.6	3037.0	3092.5	3234.4	3320.7	3389.5	3051.4	2207.4
67.5°	2364.9	2376.7	2503.4	2865.6	3342.7	3403.5	3571.1	3572.5	3462.4	2908.5	1914.8
70°	2490.4	2514.7	2707.2	3168.1	3777.3	3860.8	3990.2	3720.5	3360.1	2521.2	1506.6
72.5°	2601.7	2647.2	2924.1	3514.1	4307.0	4370.3	4235.4	3635.1	2932.7	1889.5	938.6
74°	2556.5	2612.8	2963.5	3684.5	4506.5	4536.9	4152.6	3386.1	2445.2	1308.5	545.5
75°	2459.1	2520.3	2906.0	3682.9	4481.2	4464.3	3952.7	3101.5	2013.8	892.4	363.0
77.5°	1984.6	2049.3	2448.6	3156.5	3674.3	3658.3	3036.3	2080.6	882.0	292.7	184.4
80°	1153.8	1203.2	1520.0	2004.5	2477.6	2506.6	1996.9	1029.5	347.0	164.4	125.0
82.5°	512.5	546.6	734.3	1023.2	1495.2	1532.5	1045.7	539.5	214.3	100.0	75.1
85°	336.3	361.6	445.8	487.3	712.0	737.5	511.9	420.0	141.5	55.0	55.2
87.5°	241.9	266.2	331.2	289.2	326.8	309.4	278.5	388.7	56.8	31.3	18.6
90°	0.0	0.0	0.0	0.0	0.0	0.0	0.0	0.0	0.0	0.0	0.0



REPORT NUMBER: P386109
 CATALOG NUMBER: GWC-SA1D-727-U-SL4

CANDELA DISTRIBUTION (continued):

	90°	95°	105°	115°	125°	135°	145°	155°	165°	175°	180°
0°	1160.1	1160.1	1160.1	1160.1	1160.1	1160.1	1160.1	1160.1	1160.1	1160.1	1160.1
2.5°	1149.2	1145.5	1137.1	1121.3	1112.5	1105.1	1092.8	1085.6	1082.4	1082.1	1083.5
5°	1120.6	1112.1	1090.5	1064.1	1043.0	1023.7	999.8	985.4	975.2	969.2	970.8
7.5°	1087.5	1074.0	1040.2	998.0	964.1	926.8	889.9	867.9	850.7	837.9	840.3
10°	1064.8	1046.2	996.8	936.0	879.7	825.4	774.6	744.2	720.1	701.6	703.0
12.5°	1057.1	1032.1	963.6	882.5	803.4	729.2	662.8	616.2	591.4	570.3	571.9
15°	1058.3	1024.6	935.8	834.2	734.7	641.3	560.8	506.3	472.7	458.0	458.3
17.5°	1059.2	1016.1	906.6	782.5	666.8	559.2	471.7	416.5	384.8	371.3	371.5
20°	1056.2	1002.1	870.4	723.1	595.8	483.8	399.1	352.3	328.2	317.7	317.7
22.5°	1052.2	985.7	829.6	663.5	525.8	418.4	347.2	311.5	297.6	290.6	290.4
25°	1054.1	973.4	787.8	602.3	461.3	366.2	312.6	289.0	279.7	275.3	275.1
27.5°	1064.1	967.6	749.3	541.3	404.9	327.0	289.4	272.7	266.7	263.9	263.9
30°	1082.1	967.6	709.2	489.4	358.1	298.0	271.6	260.2	256.0	254.2	254.2
32.5°	1113.7	972.9	670.5	437.9	320.7	275.3	256.7	249.1	245.8	244.9	244.9
35°	1168.0	991.0	632.7	389.2	290.6	256.7	242.6	238.2	235.9	235.6	236.3
37.5°	1244.3	1027.9	597.2	353.2	269.3	241.7	230.8	227.3	225.9	227.1	228.0
40°	1340.3	1078.0	565.0	320.7	253.0	229.6	219.9	217.5	216.8	218.5	219.9
42.5°	1456.2	1145.7	538.5	297.3	240.5	219.4	210.6	207.8	207.1	209.0	210.8
45°	1581.7	1218.5	520.0	279.9	230.8	211.7	202.5	199.5	198.1	199.0	201.1
47.5°	1695.8	1287.4	512.5	267.6	221.5	205.3	195.3	191.6	189.2	188.8	190.4
50°	1792.1	1338.7	516.0	260.2	214.1	198.1	188.3	184.1	180.7	178.6	179.7
52.5°	1862.1	1370.9	519.3	257.0	208.3	190.2	180.7	176.7	172.1	168.6	168.6
55°	1912.9	1378.3	512.1	254.4	203.9	181.6	172.1	168.4	163.7	159.8	159.3
57.5°	1932.8	1357.4	485.4	250.7	200.8	173.5	163.0	160.3	156.3	151.7	151.4
60°	1905.9	1293.0	433.9	242.8	196.9	166.8	154.0	152.1	150.3	145.9	145.6
62.5°	1797.9	1151.5	367.4	226.8	189.0	159.6	145.6	146.6	146.8	143.8	143.3
65°	1601.9	957.1	302.4	205.9	177.2	151.0	137.1	141.5	144.0	143.6	142.9
67.5°	1317.1	744.9	256.3	183.9	161.6	139.2	127.8	132.9	135.0	136.6	136.1
70°	977.6	525.3	212.0	160.7	142.9	125.2	115.7	118.3	116.9	118.7	119.4
72.5°	545.0	315.2	172.8	137.5	123.4	109.0	102.3	101.8	98.8	98.8	98.8
74°	327.0	231.2	151.9	123.2	111.6	98.3	92.5	90.4	87.7	87.9	87.7
75°	263.0	198.8	139.4	113.6	103.2	92.1	86.3	83.5	81.4	81.4	81.2
77.5°	166.1	151.0	112.3	90.4	82.6	75.8	71.9	68.2	68.2	68.0	67.7
80°	125.5	120.1	87.4	68.4	63.3	58.2	55.7	54.0	54.0	54.7	54.5
82.5°	86.0	90.4	61.5	47.8	45.2	41.5	41.1	41.3	40.6	39.7	39.4
85°	62.9	68.0	41.5	30.1	27.6	25.3	27.1	28.1	26.9	24.8	23.9
87.5°	24.1	44.5	22.3	12.5	11.6	10.0	11.6	12.1	13.0	10.2	10.4
90°	0.0	0.0	0.0	0.0	0.0	0.0	0.0	0.0	0.0	0.0	0.0

Signify Classified - Internal
Cooper Lighting Solutions Photometric Lab
1121 Highway 74 South
Peachtree City, GA 30269

Scaled Data Report



Report Generated By 670245982

Signify Classified - Internal
Cooper Lighting Solutions Photometric Lab
1121 Highway 74 South
Peachtree City, GA 30269

Scaled Data Report



Signify Classified - Internal
Cooper Lighting Solutions Photometric Lab
1121 Highway 74 South
Peachtree City, GA 30269

Scaled Data Report



Signify Classified - Internal
Cooper Lighting Solutions Photometric Lab
1121 Highway 74 South
Peachtree City, GA 30269

Scaled Data Report





--- HS — SS

Signify Classified - Internal
Cooper Lighting Solutions Photometric Lab
1121 Highway 74 South
Peachtree City, GA 30269

Scaled Data Report



u

Signify Classified - Internal
Cooper Lighting Solutions Photometric Lab
1121 Highway 74 South
Peachtree City, GA 30269

Scaled Data Report



Signify Classified - Internal
Cooper Lighting Solutions Photometric Lab
1121 Highway 74 South
Peachtree City, GA 30269

Scaled Data Report



(END OF REPORT)